

Year 2 Maths Number and Place Value

Learning from Home Activity Booklet

Year 2 Programme of Study – Number and Place Value

Statutory requirements	Activity Sheet	Page Number	Notes
Count in steps of 2, 3, and 5 from 0, and in tens from any number, forward and backward.	Counting in Steps	2	
	Jumping in Tens	3	
Recognise the place value of each digit in a two-digit number (tens, ones).	Tens and Ones	4	
	Coin Counting (1)	5	
	Coin Counting (2)	6	
Identify, represent and estimate numbers using different representations, including the number line.	Number Line Mystery	7	
	Number Line	8	
	Mystery - Challenge		
Compare and order numbers from 0 up to 100; use $<$, $>$ and $=$ signs.	Hungry Crocodiles	9	
Read and write numbers to at least 100 in numerals and in words.	Finding Numbers	10	
	Matching Numbers	11	
Use place value and number facts to solve problems.	Solve It!	12	
	Number Square	13	
	Disaster		
	Answers	14-24	

Counting in Steps

Starting at zero, count in steps of each number up to the 12th step.

Count in twos

0												
---	--	--	--	--	--	--	--	--	--	--	--	--

Count in threes

0												
---	--	--	--	--	--	--	--	--	--	--	--	--

Count in fives

0												
---	--	--	--	--	--	--	--	--	--	--	--	--

Count in tens

0												
---	--	--	--	--	--	--	--	--	--	--	--	--

Challenge: Can you say the steps out loud without looking at the sheet? Can you say the third step? The sixth step? The tenth step?

Now practise saying the numbers backwards.

Jumping in Tens

Count on in tens. The first one has been done for you.

24	34	44	54	64	74
-----------	-----------	-----------	-----------	-----------	-----------

37					
-----------	--	--	--	--	--

16					
-----------	--	--	--	--	--

2					
----------	--	--	--	--	--

Explain to your helper what is happening to each number.

Now try counting back in tens:

99					
-----------	--	--	--	--	--

63					
-----------	--	--	--	--	--

58					
-----------	--	--	--	--	--

71					
-----------	--	--	--	--	--

Tens and Ones

Write how many tens and ones are in these numbers. The first one has been done for you.

48	four tens and eight ones
32	
56	
73	
21	
67	
40	
9	




Now write down the numbers that match these tens and ones.

The first one has been done for you.

63	six tens and three ones
	five tens and nine ones
	three tens and no ones
	no tens and seven ones
	eight tens and four ones
	four tens and one one
	nine tens and nine ones
	one ten and six ones


Coin Counting

Each purse contains 10p and 1p coins. Use your knowledge of tens and ones to write how much money is in each purse.

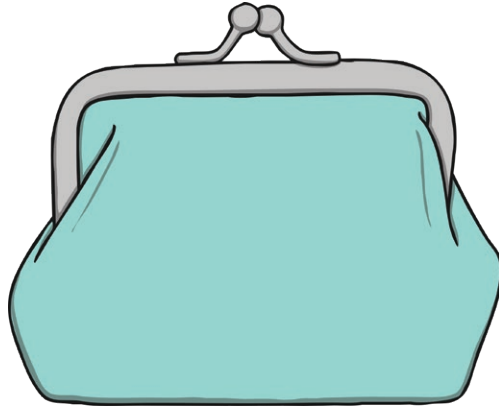


Drawing Coins

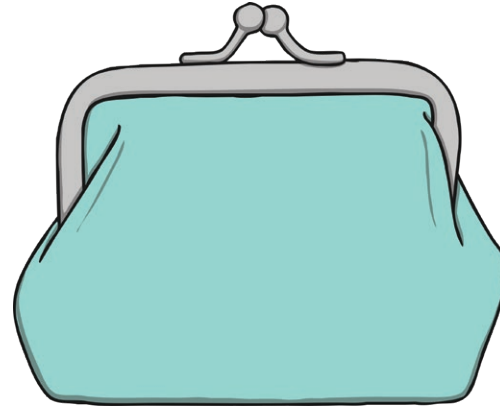
Draw 10ps and 1ps in these purses to match the amount written underneath.




25p




38p




56p




60p




4p



41p




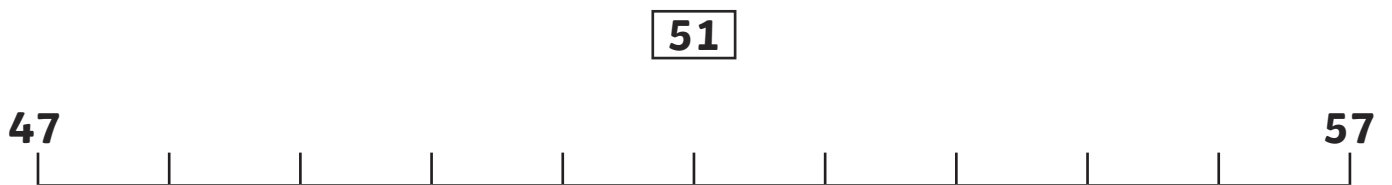
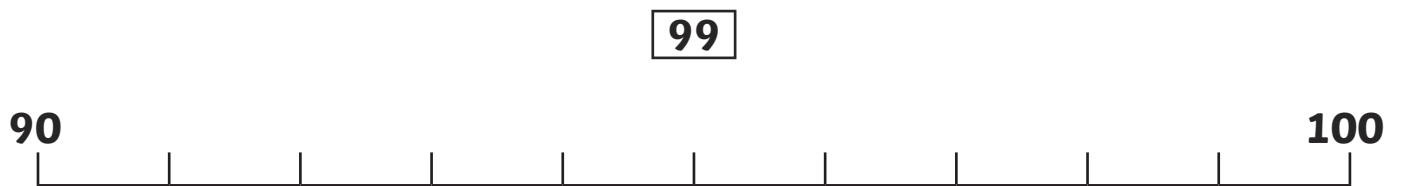
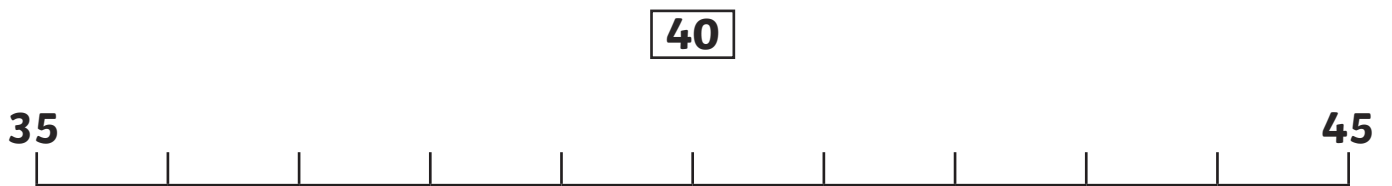
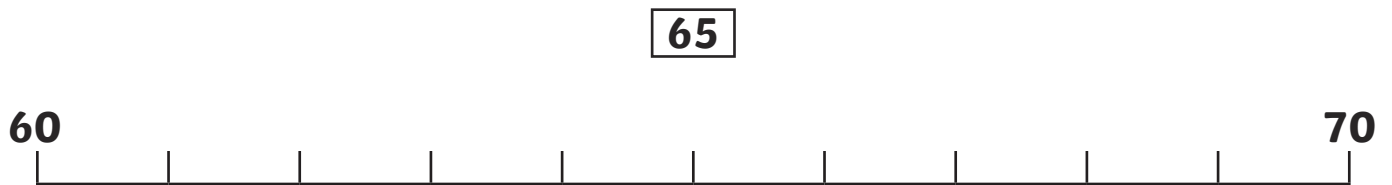
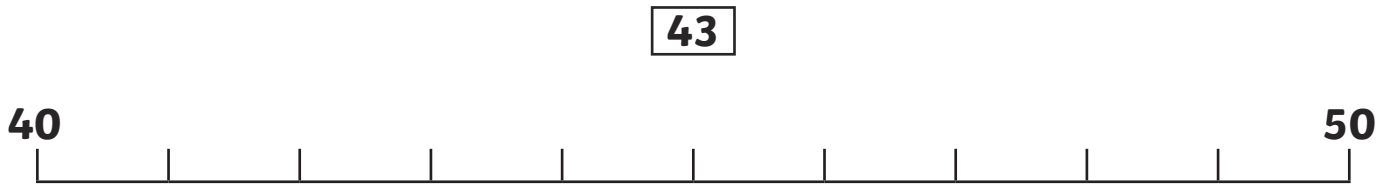
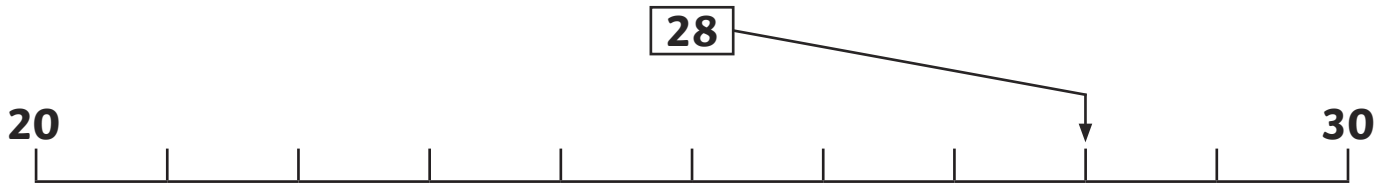
76p



99p

Number Line Mystery

Draw arrows to show where the numbers belong on the number lines. The first one has been done for you.



Number Line Mystery - Challenge

Draw arrows to show where the numbers belong on this number line. The first one has been done for you.

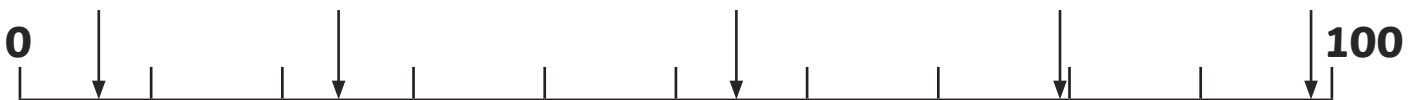
35 **62** **3** **95** **27**



Where are the arrows pointing to on this line? Give an approximate answer.



Where are the arrows pointing to on this line? Give an approximate answer.



Comparing Numbers

Put the correct sign (<, > or =) between these numbers to show which is bigger. Remember: the crocodile's open mouth always wants to eat the bigger number!

12	<input type="text"/>	35	8	<input type="text"/>	10
43	<input type="text"/>	27	88	<input type="text"/>	91
36	<input type="text"/>	41	77	<input type="text"/>	77
28	<input type="text"/>	92	21	<input type="text"/>	98
46	<input type="text"/>	32	58	<input type="text"/>	57
88	<input type="text"/>	56	96	<input type="text"/>	95
22	<input type="text"/>	22	16	<input type="text"/>	16
98	<input type="text"/>	99	50	<input type="text"/>	20
16	<input type="text"/>	13	62	<input type="text"/>	61

Finding Numbers

100	45	37	29
66	54	3	90
21	78	85	16


In the table, can you find...?

A number between 30 and 40.	
A number that has 5 tens.	
A number that has no ones.	
A number that has three digits.	
A number that has the same number of tens and ones.	
A number that is 10 more than 75.	
A number that is 10 less than 31.	
A 'teens' number	

Challenge: Make up some questions of your own about the number in the table and see if your helper can answer them.

Number Matching

Match the numbers to the words.



Solve It!

Cut out these number cards and place them face down on the table. You and your helper should choose two cards each. You must now both try to make the biggest number you can with your two cards. Whoever makes the biggest number scores a point. Who can be the first to win ten points?

0	1	2	3
4	5	6	7
8	9	0	1
2	3	4	5
6	7	8	9

Challenge: Try making the smallest number you can, or try picking up three cards and making the biggest or smallest number you can.

Number Square Disaster

Some of the numbers have fallen off the number square! How quickly can you put them back?

1		3	4		6	7		9	10
	12	13	14	15	16	17		19	
21				25		27	28		30
31		33	34		36	37	38	39	40
	42		44	45	46			49	
51	52	53		55		57	58	59	
61		63			66	67	68		70
71	72		74		76			79	80
	82	83	84	85		87	88	89	
91		93		95		97		99	100

Counting in Steps Answers

Starting at zero, count in steps of each number up to the 12th step.

Count in twos

0	2	4	6	8	10	12	14	16	18	20	22	24
---	---	---	---	---	----	----	----	----	----	----	----	----

Count in threes

0	3	6	9	12	15	18	21	24	27	30	33	36
---	---	---	---	----	----	----	----	----	----	----	----	----

Count in fives

0	5	10	15	20	25	30	35	40	45	50	55	60
---	---	----	----	----	----	----	----	----	----	----	----	----

Count in tens

0	10	20	30	40	50	60	70	80	90	100	110	120
---	----	----	----	----	----	----	----	----	----	-----	-----	-----

Challenge: Can you say the steps out loud without looking at the sheet? Can you say the third step? The sixth step? The tenth step?

Now practise saying the numbers backwards.

Jumping in Tens Answers

Count on in tens. The first one has been done for you.

24	34	44	54	64	74
-----------	-----------	-----------	-----------	-----------	-----------

37	47	57	67	77	87
-----------	----	----	----	----	----

16	26	36	46	56	66
-----------	----	----	----	----	----

2	12	22	32	42	52
----------	----	----	----	----	----

Explain to your helper what is happening to each number.

Now try counting back in tens:

99	89	79	69	59	49
-----------	----	----	----	----	----

63	53	43	33	23	13
-----------	----	----	----	----	----

58	48	38	28	18	8
-----------	----	----	----	----	---

71	61	51	41	31	21
-----------	----	----	----	----	----

Tens and Ones **Answers**

Write how many tens and ones are in these numbers. The first one has been done for you.

48	four tens and eight ones
32	three tens and 2 ones
56	five tens and 6 ones
73	seven tens and 3 ones
21	two tens and 1 one
67	six tens and 7 ones
40	four tens and no ones
9	no tens and 9 ones


Now write down the numbers that match these tens and ones.

The first one has been done for you.

63	six tens and three ones
59	five tens and nine ones
30	three tens and no ones
7	no tens and seven ones
84	eight tens and four ones
41	four tens and one one
99	nine tens and nine ones
16	one ten and six ones

Coin Counting Answers


Each purse contains 10p and 1p coins. Use your knowledge of tens and ones to write how much money is in each purse.



53p



69p




7p



15p



33p



20p



44p



72p

Drawing Coins Answers

Draw 10ps and 1ps in these purses to match the amount written underneath.



25p




38p



56p



60p




4p



41p



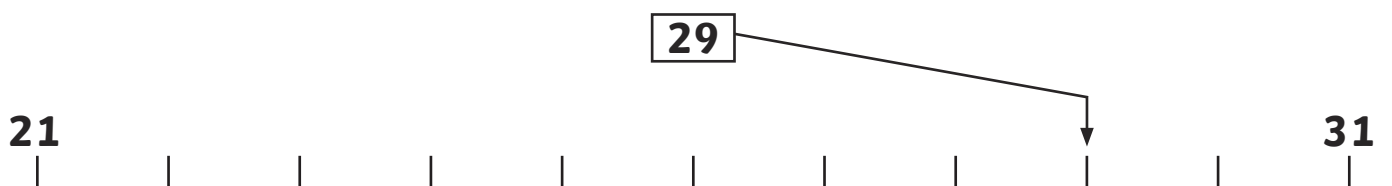
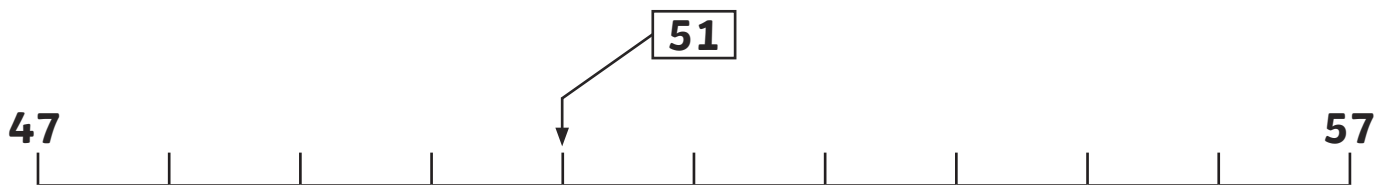
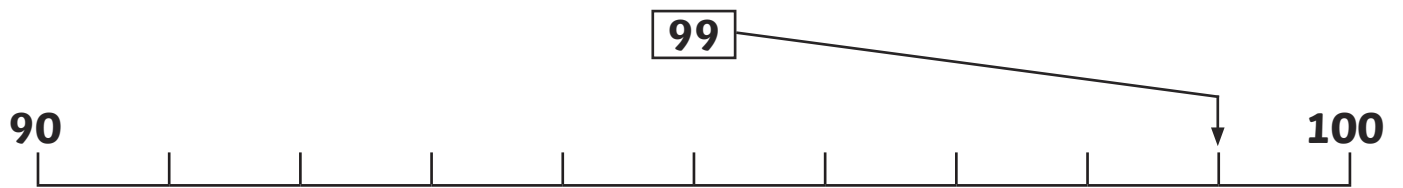
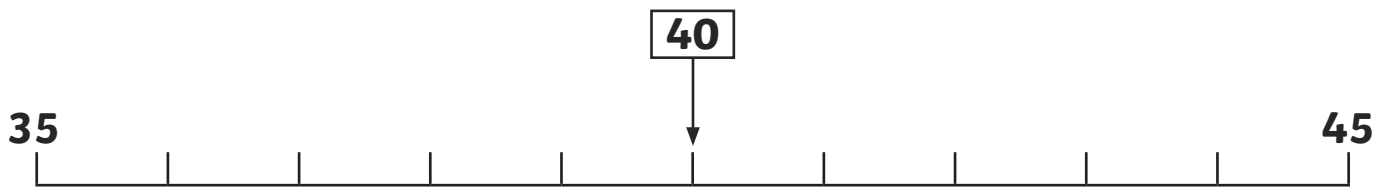
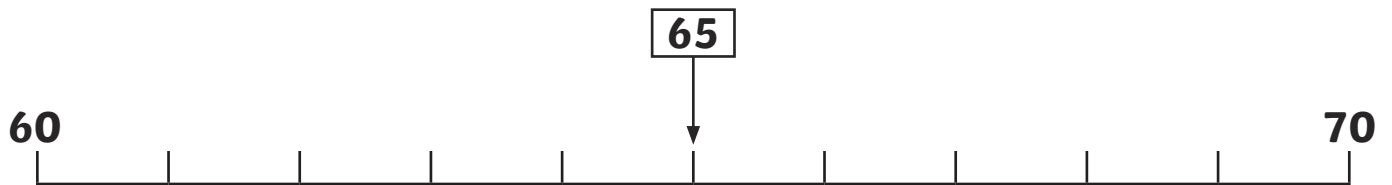
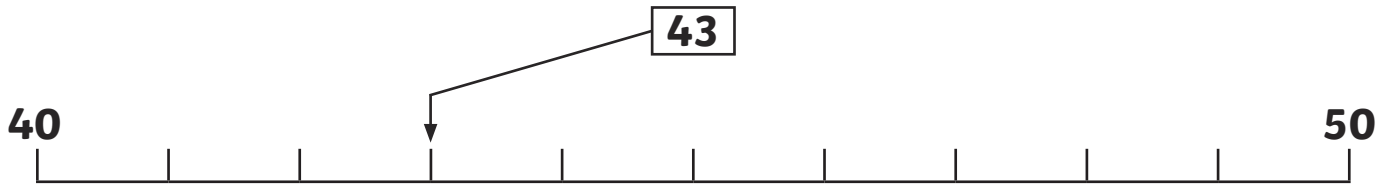
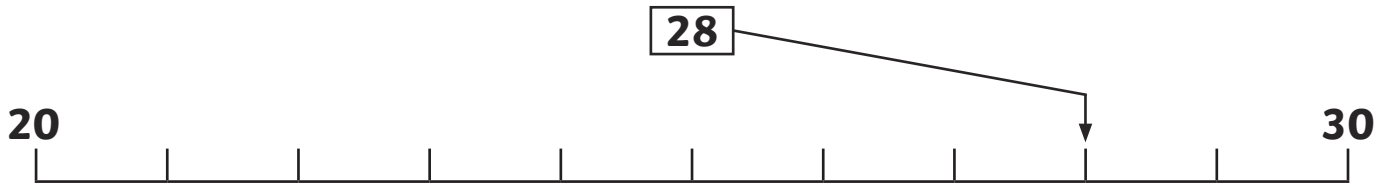
76p



99p

Number Line Mystery Answers

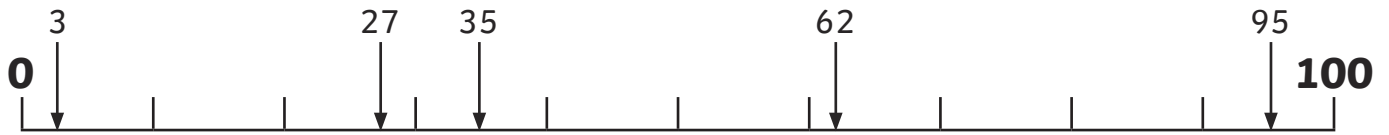
Draw arrows to show where the numbers belong on the number lines. The first one has been done for you.



Number Line Mystery - Challenge Answers

Draw arrows to show where the numbers belong on this number line. The first one has been done for you.

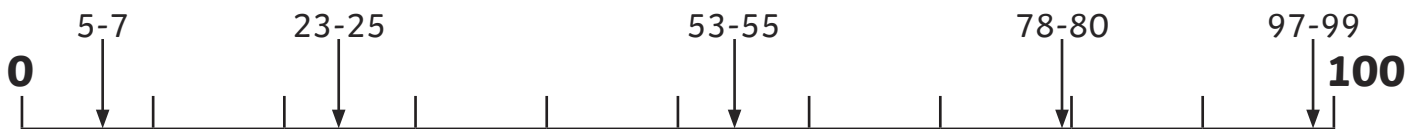
35 **62** **3** **95** **27**



Where are the arrows pointing to on this line? Give an approximate answer.



Where are the arrows pointing to on this line? Give an approximate answer.



Comparing Numbers **Answers**

Put the correct sign (<, > or =) between these numbers to show which is bigger. Remember: the crocodile's open mouth always wants to eat the bigger number!

12	<	35	8	<	10
43	>	27	88	<	91
36	<	41	77	=	77
28	<	92	21	<	98
46	>	32	58	>	57
88	>	56	96	>	95
22	=	22	16	=	16
98	<	99	50	>	20
16	>	13	62	>	61

Finding Numbers **Answers**

100	45	37	29
66	54	3	90
21	78	85	16

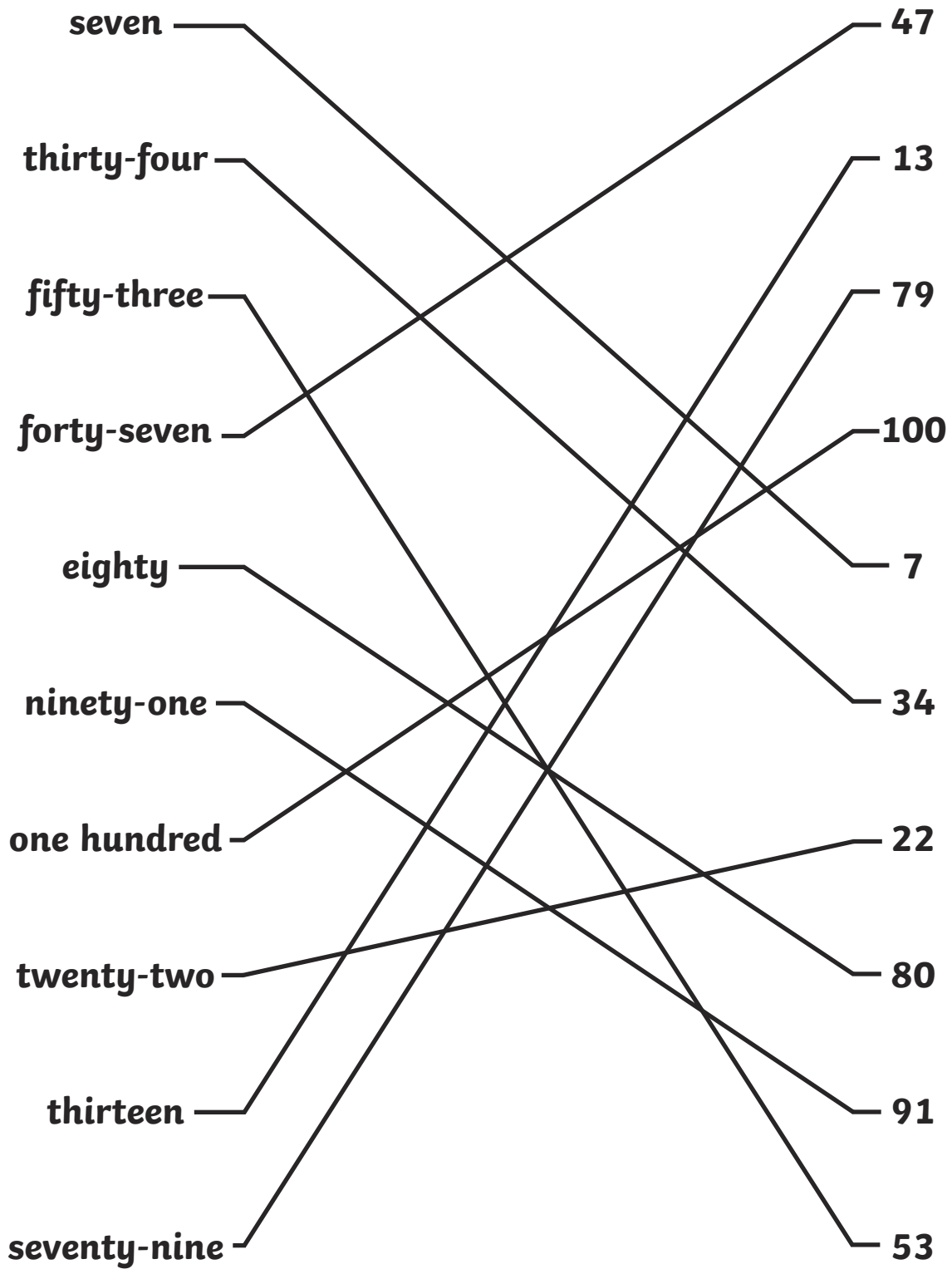
In the table, can you find...?

A number between 30 and 40.	37
A number that has 5 tens.	54
A number that has no ones.	90 or 100
A number that has three digits.	100
A number that has the same number of tens and ones.	66
A number that is 10 more than 75.	85
A number that is 10 less than 31.	21
A 'teens' number	16

Challenge: Make up some questions of your own about the number in the table and see if your helper can answer them.

Number Matching Answers

Match the numbers to the words.



Number Square Disaster **Answers**

Some of the numbers have fallen off the number square! How quickly can you put them back?

1	2	3	4	5	6	7	8	9	10
11	12	13	14	15	16	17	18	19	20
21	22	23	24	25	26	27	28	29	30
31	32	33	34	35	36	37	38	39	40
41	42	43	44	45	46	47	48	49	50
51	52	53	54	55	56	57	58	59	60
61	62	63	64	65	66	67	68	69	70
71	72	73	74	75	76	77	78	79	80
81	82	83	84	85	86	87	88	89	90
91	92	93	94	95	96	97	98	99	100